

Term _____

Weeks: _____

Hattie and The Fox

By Mem Fox

Language:

Where do you think Hattie lived?
 Did Hattie have any friends?
 What was the first thing Hattie saw in the bushes? Second?...
 Were the animals scared of what was in the bushes?
 What was in the bushes?
 Why do you think the fox was hiding in the bushes?
 What did the animals do when they saw the fox?
 Who saved the animals?
 What happened to the fox?

Vocabulary:

Hattie hen black big
 morning
 goodness gracious
 I can see a ...
 Good grief! Goose
 Well well! Pig
 Who cares? Sheep
 So what? Horse
 What next? Cow
 Nose two eyes ears
 four legs body tail fox
 flew quickly tree help moo loudly
 frightened surprised

Activities:

Week: _____

Week: _____

M	<ul style="list-style-type: none"> Look at the cover. Discuss what the pictures are made of. Predict story. Read story. Ask questions. Farm stencil - match names to the farm animals. 	<ul style="list-style-type: none"> Read book. Look at the order in the story of what parts of the fox appear and in what order. Stencil - Cut out parts of fox and words, stick them in the right order.
T	<ul style="list-style-type: none"> Read book. Discuss why the fox was hiding and what he may have been thinking. Draw a picture of the fox in the bushes and write what he was thinking. 	<ul style="list-style-type: none"> Read book. Discuss favourite part of the book. Talk about capitals and full stops for sentences. Write about favourite part of the story. Illustrate.
W	<ul style="list-style-type: none"> Read book. Look at speech marks and speech made by different animals in the story. Stencil - Match animal with what they say in the story. 	<ul style="list-style-type: none"> Read book. Talk about nouns being names for things. Stencil - Noun worksheet
TH	<ul style="list-style-type: none"> Read book. Talk about the sounds that different farm animals make. Stencil - match animals to the sounds they make on the farm. 	<ul style="list-style-type: none"> Read book. Children give a recount of what happened in the story. Stencil - Comprehension
F	<ul style="list-style-type: none"> Read Book. Act out book. Stencil - word sequencing 	<ul style="list-style-type: none"> Read book. Put some post-it notes over some words. Children predict the word that goes in the story. Stencil - Close passage

Extension Activities:

The children will have a stencil book in which all work for the unit will be. The cover is a hen. Children can paste tissue paper on the hen when finished work. Common sentences in the book can be written on cardboard and cut in jigsaw fashion to be used by early finishers.

Evaluation:

Hattie and the Fox

Match the words to the pictures by cutting and pasting them to make a match.



horse	cow	sheep	cat
fox	hen	goose	chicken

Hattie and the Fox

Match the words to the pictures by cutting and pasting them to make a match.

<p>"Goodness gracious me!"</p>	
<p>"Good Grief!"</p>	
<p>"Well, Well!"</p>	
<p>"Who Cares?"</p>	
<p>"So What?"</p>	
<p>"What Next?"</p>	

Hattie and the Fox







Finish the sayings, then match the words to the pictures by cutting and pasting them to make a match. Paste them in the order they were said in the story.

<p>"Goodness _____!"</p>	
<p>"Good _____!"</p>	
<p>"Well, _____!"</p>	
<p>"Who _____?"</p>	
<p>"So _____?"</p>	
<p>"What _____?"</p>	

Talking Match - 3

Hattie and the Fox

Write the sayings the animals said and cut and paste the animals in the order they are said in the story.

<p>" _____ , _____ !"</p>	
<p>" _____ ?"</p>	
<p>" _____ !"</p>	
<p>" _____ ?"</p>	
<p>" _____ ?"</p>	
<p>" _____ _____ !"</p>	

Hattie and the Fox







Match the words to the pictures by cutting and pasting them to make a match.

<p>"Neigh, Neigh"</p>	
<p>"Honk, Honk"</p>	
<p>"Moo, Moo"</p>	
<p>"Oink, Oink"</p>	
<p>"Cluck, Cluck"</p>	
<p>"Baa, Baa"</p>	

Animal Noises - 2

Hattie and the Fox

Finish the animal noises, then match the words to the pictures by cutting and pasting them to make a match.

"N____, N____"	
"H____, ____"	
"M____, ____"	
"O____, O____"	
"C____, C____"	
"B____, B____"	

Baa	Cluck	Moo
Oink	Neigh	Honk

Hattie and the Fox

Finish the animal noises and draw the matching animal.

"Oink, _____"	
"Neigh, _____"	
"Honk, _____"	
"Moo, _____"	
"Baa, _____"	
"Cluck, _____"	

Hattie and the Fox

can

nose

I

and

in

eyes

see

the

a

bushes

two

!




Hattie and the Fox

a	!	I	nose,
two	the	a	in
body	four	see	and
can	tail	legs	ears,
two	bushes	eyes,	a



Hattie and the Fox


Match the words to the pictures by cutting and pasting them to make a match.



nose	two eyes	two ears	four legs
body	tail	hands	mouth

Hattie and the Fox

Match the picture to the word in your book and write a sentence about each picture.



nose	two eyes	two ears	four legs
body	tail	hands	mouth

Name: _____

Hattie and the Fox

By Mem Fox

Comprehension - 1

1. What was the name of the hen? _____
2. What did the sheep say? _____
3. How many legs did Hattie see in the bushes? _____
4. Who was in the bushes? _____
5. How many animal friends did Hattie have?

6. What did the animals do when the fox came out? _____
7. Who scared the fox away? _____
8. What did the cow say? _____

Words:

Who cares?	Moo	Ran away
The cow	5	A fox
4	Hattie	

Name: _____

Hattie and the Fox

By Mem Fox

Comprehension - 2

1. What was the name of the hen? _____
2. What did the sheep say? _____
3. How many legs did Hattie see in the bushes? _____
4. Who was in the bushes? _____
5. How many animal friends did Hattie have?

6. What did the animals do when the fox came out? _____
7. Who scared the fox away? _____
8. What did the cow say? _____
9. Who do you think was the bravest animal?
_____ Why? _____

10. Who do you think was the smartest animal? _____ Why? _____

Hattie and the Fox

Cloze Passage - 1:

Hattie was ___ big black _____.

One morning she looked _____ and said,

"Goodness gracious _____!

I can _____ a nose in _____ bushes!"

Use these words to fill in the passage:

see	a	the
up	hen	me

Hattie and the Fox

Cloze Passage - 2:

Hattie was a big _____ hen.

One morning _____ looked up _____ said,

"Goodness _____ me!

I can see a _____ in the bushes!"

"Good grief!" _____ the goose.

"Well, _____!" said the pig.

"_____ cares?" said the sheep.

"So what?" said _____ horse.

"What next?" said the _____.

Use these words to fill in the passage:

nose	black	the	and	well
she	Who	gracious	said	cow